



Extract from our online catalogue:

mic-600/IU/M

Current to: 2016-11-18



These completely metal mic sensors are available in two device designs with five different detection ranges.

## HIGHLIGHTS

- › M30 housing and M12 circular connector in metal design › for harsh usage conditions
- › Automatic synchronisation › for simultaneous operation of up to ten sensors in close quarters

## BASICS

- › 1 switching output in pnp variant
- › Analogue output 4–20 mA and 0–10 V › with automatic switching between current and voltage outputs
- › 5 detection ranges with a measurement range of 30 mm to 8 m
- › microsonic Teach-in on pin 5
- › 0.18 mm to 2.4 mm resolution
- › Temperature compensation
- › 9–30 V operating voltage
- › LinkControl › for configuration of sensors from a PC

# Description

## This very solid construction

is fully made of metal from the M30 housing to the M12 circular connector. Since the sensors do not contain any operating elements or signal lamps, they are especially suited for application under extreme ambient conditions with high mechanical loads for housing and plug connector. The sensors are available in five detection ranges and cover a measuring range of 30 mm up to 8 m.

## Two output levels

are available for all five detection ranges:



1 pnp switching output



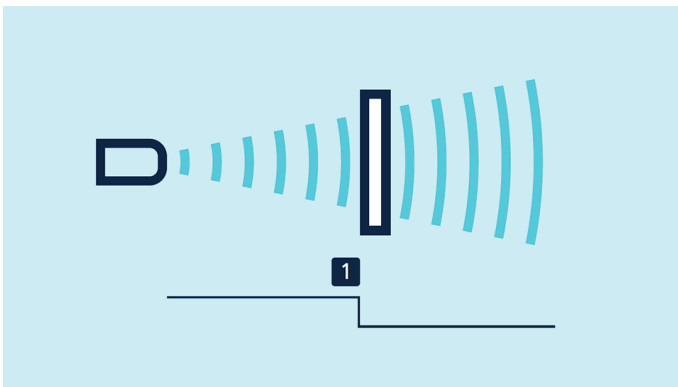
1 analogue output 4–20 mA and 0–10 V

## Sensors with switching output have three operating modes:

- › Single switching point
- › Two-way reflective barrier
- › Window mode

## Teach-in of a single switching point

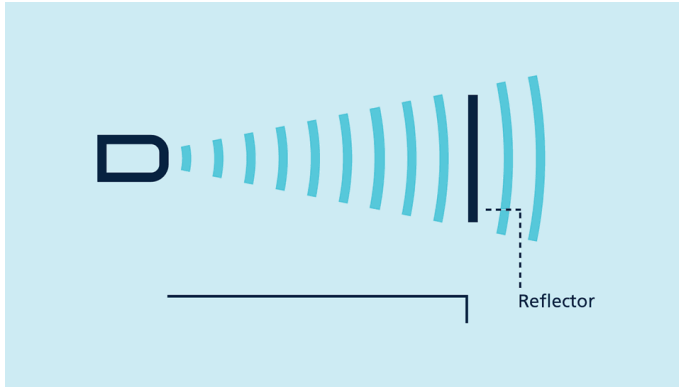
- › Place object to be detected (1) at the desired distance
- › Apply  $+U_B$  to pin 5 for about 3 seconds
- › Then apply  $+U_B$  to pin 5 again for about 1 seconds



*Teach-in of a switching point*

## Teach-in of a two-way reflective barrier with a fixed reflector

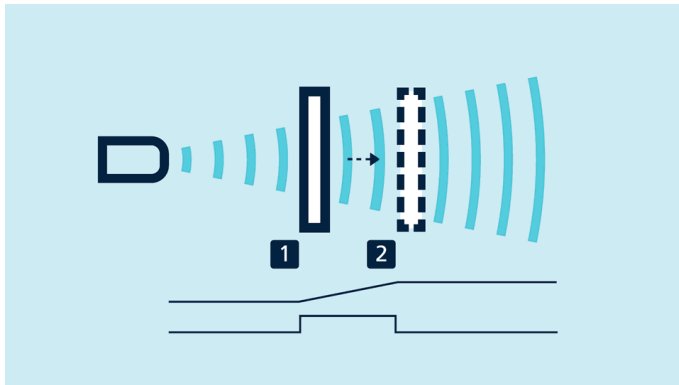
- › Apply  $+U_B$  to pin 5 for about 3 seconds
- › Then apply  $+U_B$  to pin 5 again for about 10 seconds



*Teach-in of a two-way reflective barrier*

#### For configuration of a window

- › Place object at the near edge of the window (1)
- › Apply  $+U_B$  to pin 5 for about 3 seconds
- › Then move the object to the far edge of the window (2)
- › Then apply  $+U_B$  to pin 5 again for about 1 seconds



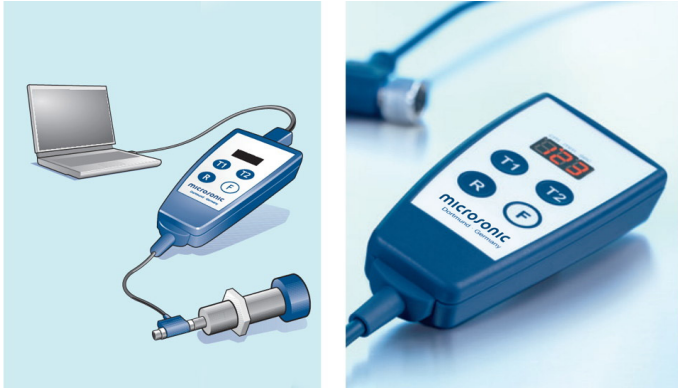
*Teach-in of an analogue characteristic or a window with two switching points*

#### NCC/NOC

and rising/falling analogue characteristic curve can also be set via pin 5.

#### LinkControl

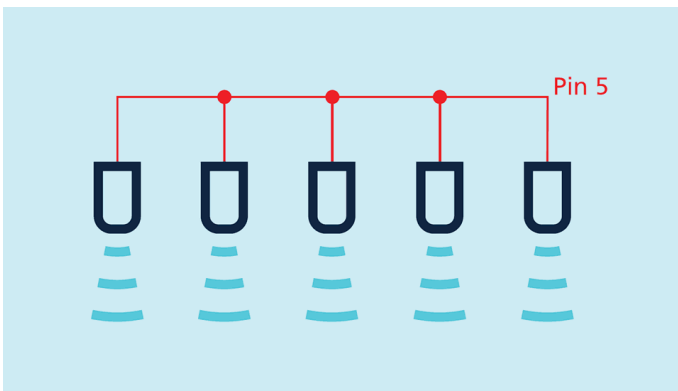
optionally permits the extensive parameterisation of mic sensors. The LCA-2 LinkControl adapter, which is available as an accessory, can be used to connect mic sensors to the PC.



*Sensor connected to the PC via LCA-2 for programming*

## Synchronisation

permits the simultaneous use of multiple mic sensors in an application. To avoid mutual interference, the sensors can be synchronised with one another. To do this, all the sensors are electrically connected on pin 5.

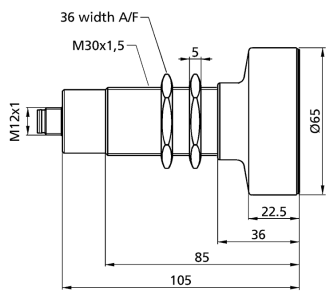


*Synchronisation using pin 5*

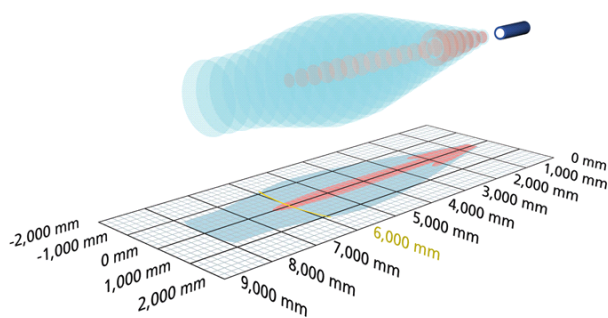
If more than 10 sensors need to be synchronised, this can be carried out with the SyncBox1, which is available as an accessory.

# mic-600/IU/M

## scale drawing



## detection zone



1 x analogue 4-20 mA + 0-10 V



8,000 mm

operating range	600 - 8.000 mm
design	cylindrical M30
operating mode	analogue distance measurements
particularities	metal plug for harsh operational conditions

## ultrasonic-specific

means of measurement	echo propagation time measurement
transducer frequency	80 kHz
blind zone	600 mm
operating range	6,000 mm
maximum range	8,000 mm
resolution/sampling rate	0.18 mm to 2.4 mm, depending on the analogue window
reproducibility	± 0.15 %
accuracy	± 1 % (temperature drift internally compensated)

## electrical data

operating voltage $U_B$	9 - 30 V d.c., reverse polarity protection
voltage ripple	± 10 %
no-load current consumption	≤ 55 mA
type of connection	5-pin M12 initiator plug

# mic-600/IU/M

## outputs

output 1	analogue output current: 4-20 mA / voltage: 0-10 V (at $U_B \geq 15$ V), short-circuit-proof switchable rising/falling
response time	240 ms
delay prior to availability	< 600 ms

## inputs

input 1	com input teach-in input
---------	-----------------------------

## housing

material	brass sleeve, nickel-plated, plastic parts, PBT
ultrasonic transducer	polyurethane foam, epoxy resin with glass contents
class of protection to EN 60529	IP 67
operating temperature	-25°C to +70°C
storage temperature	-40°C to +85°C
weight	320 g
further versions	cable connection (on request)

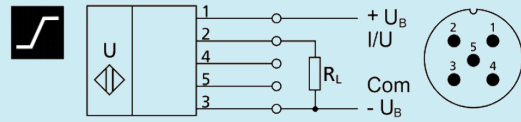
## technical features/characteristics

temperature compensation	yes
controls	com input control input
scope for settings	Teach-in via com input on pin 5 LCA-2 with LinkControl
Synchronisation	yes
multiplex	no
indicators	no
particularities	metal plug for harsh operational conditions

# mic-600/IU/M

[documentation \(download\)](#)

pin assignment



order no.

**mic-600/IU/M**