

# INDICATOR TYPE

DIN size W48 × H24mm, W72 × H36mm, W96 × H48mm, W48 × H48mm,  
W48 × H96mm, W72 × H72mm, W96 × H96mm type

## ■ Features

- Indicator type.
- High accuracy : 0.3%(T3NI) and 0.5%.
- Diverse DIN size

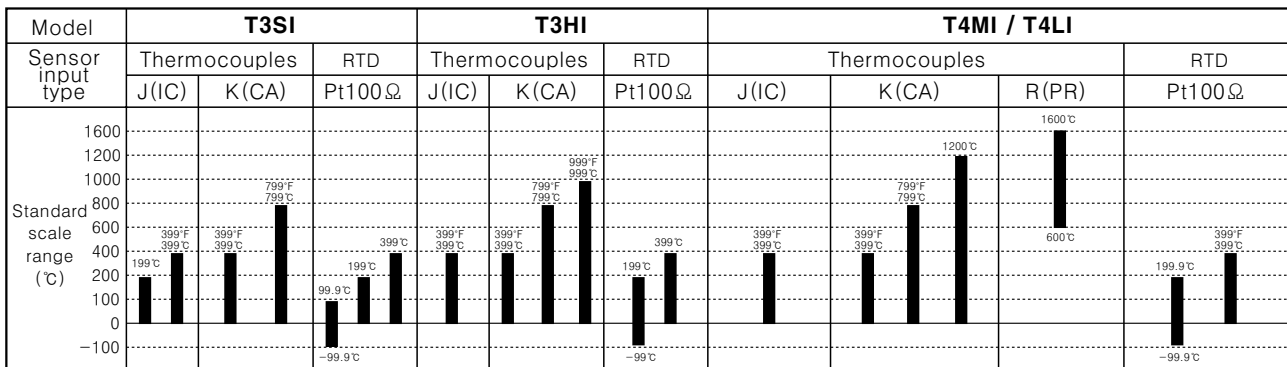
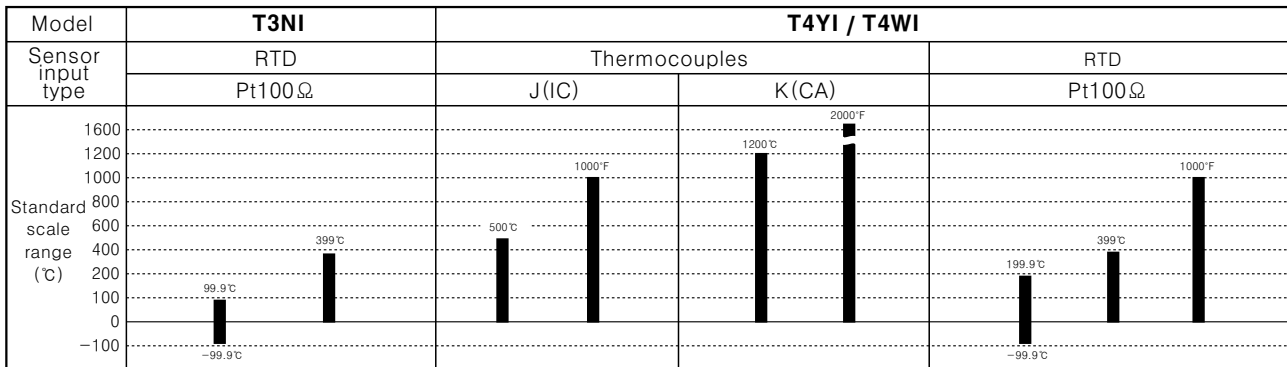


## ■ Ordering information

**T 3 S I - N 4 N P 4 C**

Unit	C	°C
	F	°F (Option)
Sensor range	0	-99 to 199, -99.9 to 199.9
	1	0 to 99.9
	2	0 to 199
	4	0 to 399
	5	0 to 500
	8	0 to 799
	C	0 to 1200
	F	600 to 1600
Sensor input type	P	DIN Pt100Ω, JIS Pt100Ω Type
	J	J(IC) Type
	K	K(CA) Type
	R	R(PR) Type
Output mode	N	Non-output
Power supply	X	12 to 24VDC
	3	110/220VAC 50-60Hz
	4	100 to 240VAC/VDC 50-60Hz
Control mode	N	Non-control function
Indicator	I	Indicator type
Type	N	DIN W48 × H24mm
	Y	DIN W72 × H36mm
	W	DIN W96 × H48mm
	S	DIN W48 × H48mm
	H	DIN W48 × H96mm
	M	DIN W72 × H72mm
	L	DIN W96 × H96mm
Function	3	3 Digit
	4	4 Digit
Item	T	Temperature

## Temperature range for each sensor



## Rating

Model	T3NI	T4YI	T4WI	T3SI	T3HI	T4MI	T4LI
Power supply	12 to 24VDC	100 to 240VAC 50-60Hz	110/220VAC 50-60Hz	100 to 240VAC 50-60Hz	110/220VAC 50-60Hz		
Operating voltage	90 to 110% of rated voltage						
Power consumption	2W	3VA					
Display method	7Segment LED display						
Indicating accuracy	F · S ± 0.3% rdg. ±1digit	F · S ± 0.5% rdg. ±1digit					
Input sensor	RTD:DIN Pt100Ω, JIS Pt100Ω 3wire	Thermocouples:K(CA), J(IC), R(PR) RTD:DIN Pt100Ω, JIS Pt100Ω 3wire					
External allowable wire resistance	RTD type: Max. 5Ω per a wire	Thermocouples:100Ω Max. RTD:Max. 5Ω per a wire					

## Characteristic

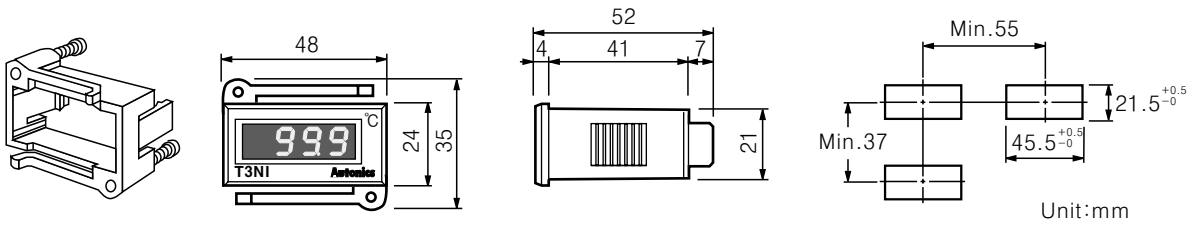
Insulation resistance	100MΩ Min(at 500VDC) between power input terminal and control output terminal						
Dielectric strength	2000VAC 50/60Hz for 1 minute between power input terminal and control output terminal						
Noise	±500V	±1KV The square wave noise(pulse width:1μs) by the noise simulator					
Vibration	Mechanical durability	10 to 55Hz(cycle:1minute) 0.75mm double amplitude at X,Y,Z direction for 1 hour					
	Malfunction durability	10 to 55Hz(cycle:1minute) 0.5mm double amplitude at X,Y,Z direction for 10 min					
Shock	Mechanical durability	Min. 300m/S <sup>2</sup> (30G) 3turns at X,Y,Z direction					
	Malfunction durability	Min. 100m/S <sup>2</sup> (30G) 3turns at X,Y,Z direction					
Ambient operating temp.	-10 to 50°C (at non-freezing status)						
Ambient storage temp.	-25 to 65°C (at non-freezing status)						
Ambient humidity	35 to 85% RH						
Weight	About 34g	About 170g	About 322g	About 107g	About 368g	About 356g	About 433g

\*The weight of above chart is net weight.

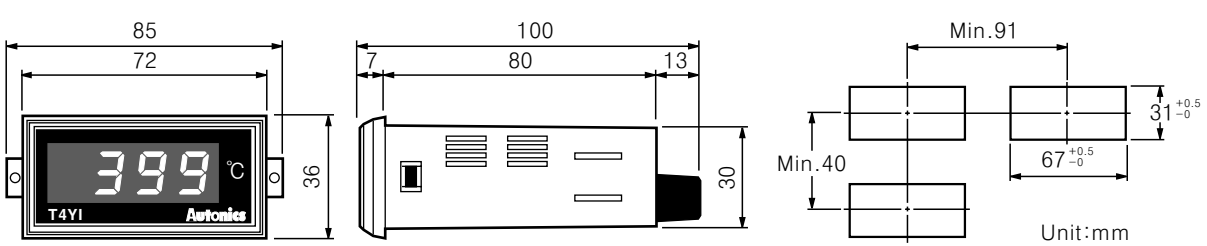
# INDICATOR TYPE

## ■ Dimensions

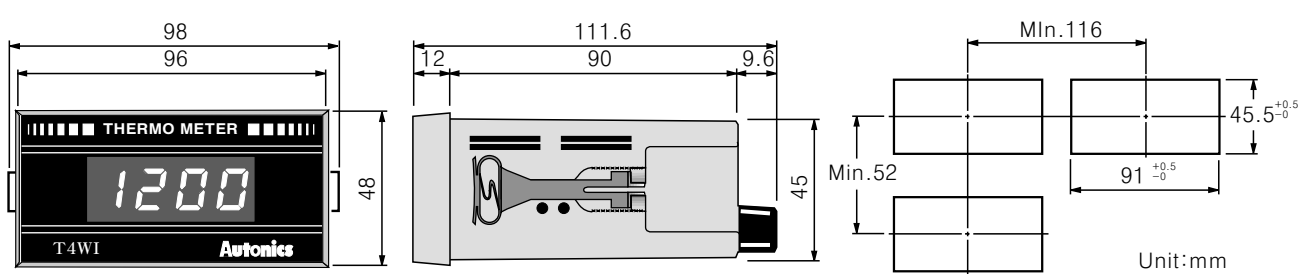
### ● T3NI



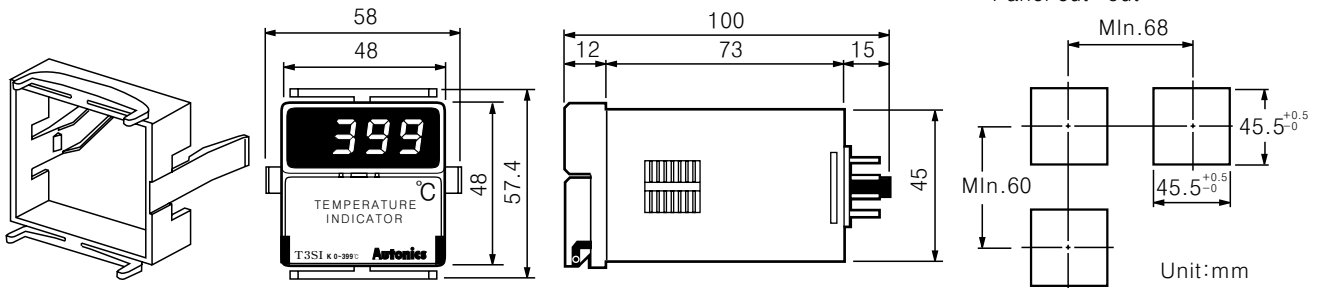
### ● T4YI



### ● T4WI



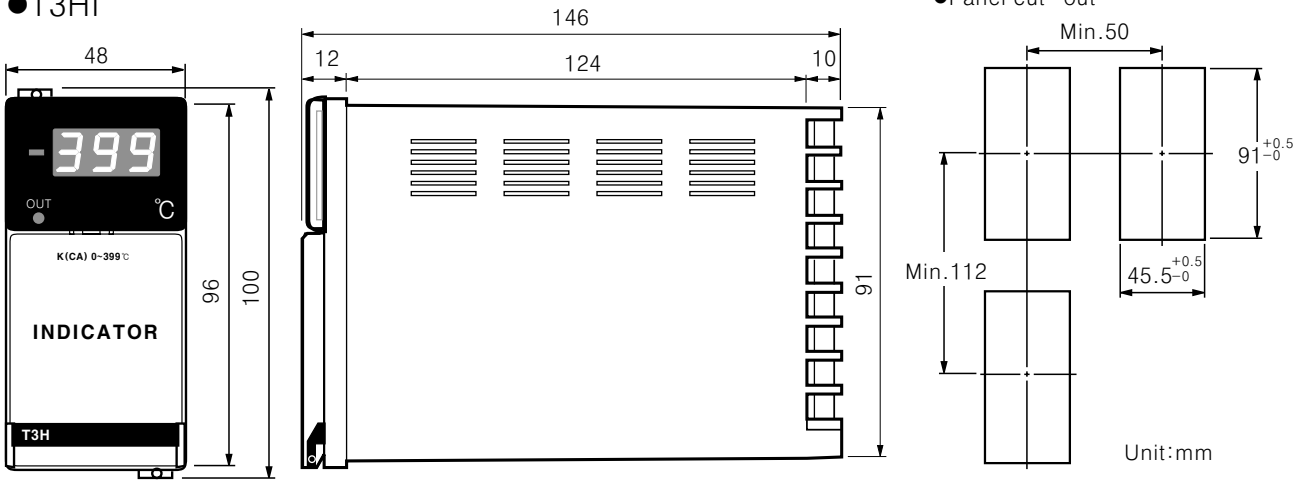
### ● T3SI



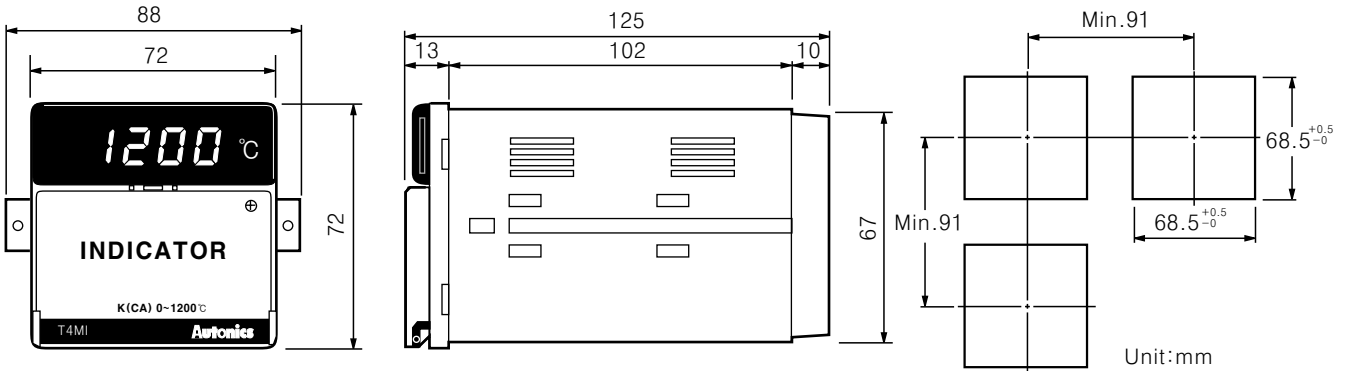
\*Cut out size according to position of bracket handle.  
 In case of mounting to up and down : 60×68  
 In case of mounting to left and right : 68×60

## ■ Dimensions

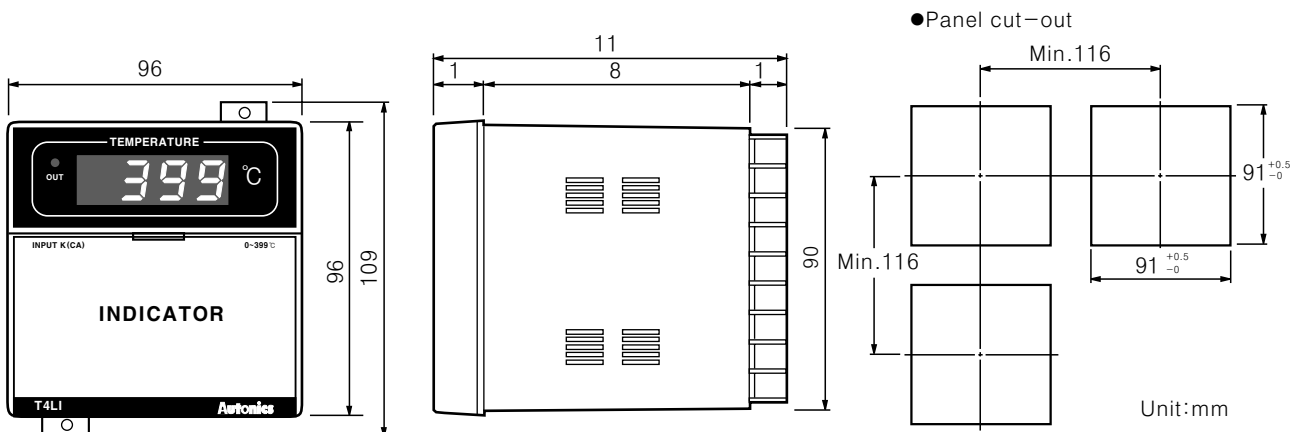
### ● T3HI



### ● T4MI



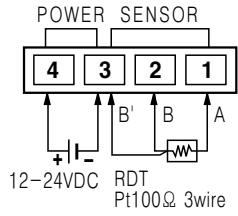
### ● T4LI



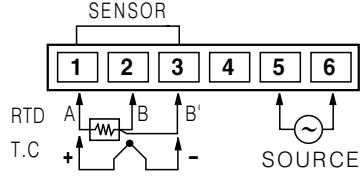
# INDICATOR TYPE

## Connections

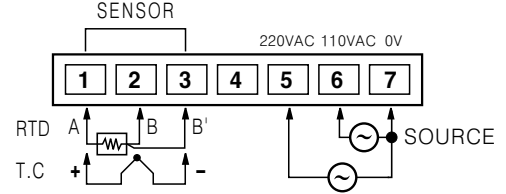
●T3NI



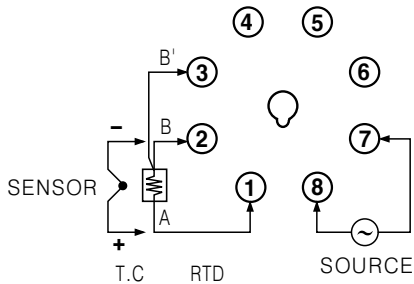
●T4YI



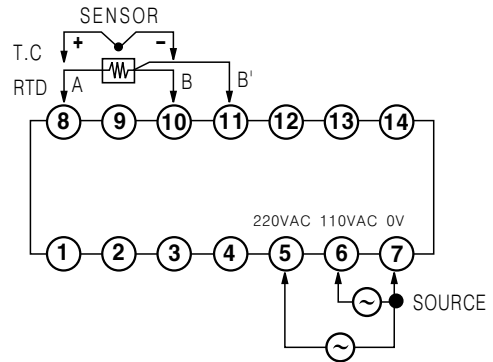
●T4WI



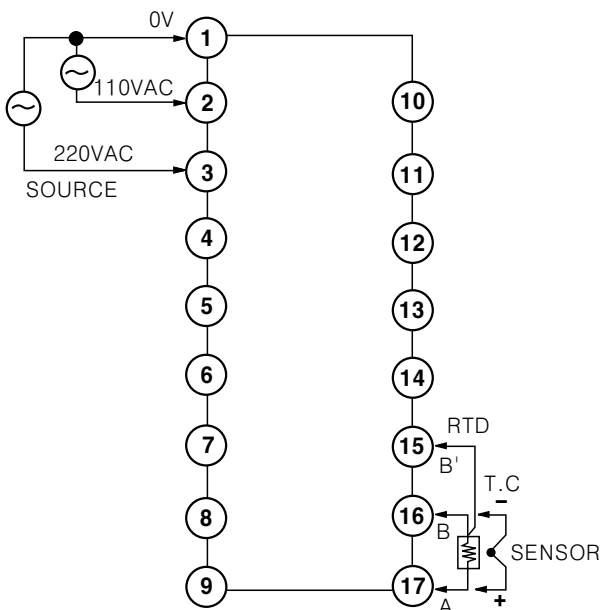
●T3SI



●T4MI



●T3HI



●T4LI

