
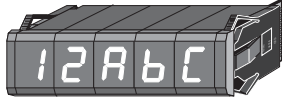
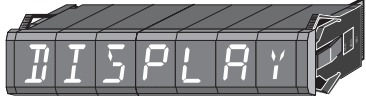
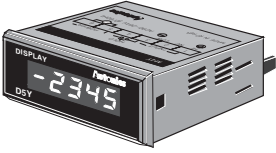
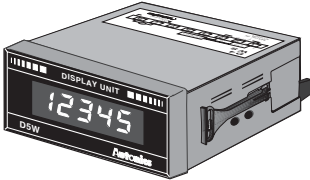


# Product Overview

Model	D1SC-N	D1SA-RN	D1SA-GN	D1AA-RN	D1AA-GN
Appearances	 [W72×H96×L25.7mm]	 [W20×N+12×H33×L56.5mm]		 [W20×N+12×H33×L56.5mm]	
Character size	W31.9×H56.9mm	W11×H20mm			
Power supply	12-24VDC				
Allowable voltage range	90~110% of rated voltage				
Current consumption	Max. 70mA	12VDC : Max. 35mA, 24VDC : Max. 24mA		12VDC : Max. 32mA, 24VDC : Max. 25mA	
Display method	Red(7 Segment)	Red(7 Segment)	Green(7 Segment)	Red(16 Segment)	Green(16 Segment)
Display character	<ul style="list-style-type: none"> <li>●Decimal number: 0~9, Decimal point</li> <li>●Hexa decimal number: 0~9, A~F, Decimal point</li> </ul>			0~9, A to Z, Decimal point, 24 kinds of symbols	
Max. response frequency	Max. 3kHz(Except for STATIC input type)				
Input	<b>BCD Code</b> Parallel : Parallel 4bit binary data, Latch, Zero blank, Decimal point Serial : Serial 4bit or 5bit(Decimal point), Clock, Zero blank, Latch, Decimal point(When not selecting serial DOT)			<b>BCD Code</b> Parallel : Parallel 6bit binary data, Latch, Decimal point Serial : Serial 6bit or 7bit(Decimal point), Clock, Latch, Decimal point(When not selecting serial DOT)	
Output	Data out [Serial DATA input case], ZERO BLANK OUT				
Input logic	Selectable positive (PNP) or negative (NPN) by inner switch (SW1)	Selectable positive (PNP) or negative (NPN) by inner soldering			
Input level	High: 4.5-24VDC, Low: 0-1.2VDC				
Input resistance	12kΩ	20kΩ			

※ The Max. clock speed is when the duty ratio is 1:1.

Model	D5Y-M	D5W-M	D5W-MX
Appearances	 [W72×H36×L91mm]	 [W96×H48×L99.6mm]	
Character size	W8×H14.1mm		
Power supply	12-24VDC		110/220VAC 50/60Hz(Optional)
Allowable voltage range	90~110% of rated voltage		
Current consumption	1.1W		2W
Display method	Red(7 Segment LED Display)		
Display character	0~9, Decimal, - Symbol(When it is serial input)		
Max. response frequency	Max. 5kHz(Except for STATIC input type)		
Input method	<b>BCD Code</b> : STATIC, DYNAMIC, SERIAL (4 / 5 / 16 / 20 / 25 Bit)		
Input logic	Select positive (PNP) or negative (NPN)		
Input level	High : 5-24VDC, Low : 0-1.2VDC		
Input resistance	22kΩ		

※ The Max. clock speed is when the duty ratio is 1:1.